

ET CETERA

A Newsletter for Knitting Etc.

Triphammer Mall • 2255 N. Triphammer Rd • Ithaca NY 14850

Issue 26

(607) 277-1164 • www.KnittingEtcIthaca.com

November 2008

Upcoming Classes

Skill Levels: Beginner

Adv. Beginner

Intermediate

Knitting Basics: Felted Bag

Thu, Nov 13, 20, Dec 4, 11, and 18, 6 – 8 pm,
\$50 + tax & supplies

This is a basic knitting skills class. You will learn casting on, binding off, knitting, purling, increasing, decreasing, picking up stitches, making I-cord, and kitchner stitch. In this five-week class, new and returning knitters will learn the required skills for most simple projects and complete the felted bag from the April 2006 newsletter!



Knitting Basics: Felted Mittens

Thu, Nov 13, 20, Dec 4, 11,
and 18, 1 – 3 pm, \$50 + tax & supplies

This is a basic knitting skills class. You will learn casting on, binding off, knitting, purling, increasing, decreasing, and seaming. In this five-week class, new and returning knitters will learn the required skills for most simple projects and complete these very warm practical mittens from KnitSpot!



The Traditional Scottish (Fair Isle) Tam

Sat, Nov 15 1-5 pm, Nov 22 1-4 pm, Dec 6 1-4 pm, Dec 13 1-3 pm, \$60 + tax & supplies

We'll play with principles of color theory using over 100 colors of Shetland Spindrift to design and make a

tam. And best of all, you will learn to do Fair Isle holding two strands of yarn at the same time, one English knitting style and the other Continental style. It's easy to make intricate designs and the Fair Isle knitting look fabulous, inside and out.



The required textbook for this class is *Knitted Tams* by Mary Rowe.

Mobius Baskets

Sun, Nov 16, 12 – 4 pm, \$30 + tax & supplies

Bored with knitting in the round? Sign up for the Mobius basket, where you'll learn the Mobius cast-on featured in Cat Bordhi's *A Second Treasury of Magical Knitting*. This technique will bring a new (and magical!) perspective that you can apply to knitting "hats with endless beginnings, scarves from the inside out and boots with no inside or outside...." Sharon Darlow will show you how to make the Mobius edge on the top of the basket on one Saturday afternoon, so you can finish the rest!



Foliage Hat

Mon, Nov 17, 24, Dec 1, and 8 6:30 – 8:30 pm,
\$45 + tax & supplies

Steven loves knitting with textures: mixing knits with purls, yo's and k2tog's.



Continues on Page 2

This Good Place

By Lynda Bogel

During her recent interview for a medical residency program, my daughter was wearing the Central Park Hoodie I knit for her. After she fielded several compliments nicely, the Chief Attending doctor opened up about her own knitting life: "I have an eight-and-a-half-foot-long pink scarf, which I knit whenever I am tense. Knitting calms me, but I don't know how to bind off."

Too bad this doctor is in Massachusetts; for anyone at Knitting Etc. would eagerly show her how to end that nervous project and let her start another, maybe a green one.

"Does knitting take you away from everything? Does it take you some place else?"

A recently retired colleague asked me this, quite abruptly I thought, when she found me in the shop the other day. She has just started drawing, her lunch companion has started singing in the Ithaca Community Chorus. And I'm left wondering if knitting takes me some place else.

Mostly it takes me to Knitting Etc., to a migratory community of yarn seekers, dreamers-of-projects who graze their way along the walls. Our shop, for all its busyness, is an oasis for knitting and visiting. Sitting to knit is a reward when my Cornell work is done for the day; the shop takes me in, not away but in, here, this place, this activity; in to the generosity of friendship and aid and choices, of colors, of textures. One friend helped me transform an ailing vest into a designer grocery bag. I can solicit seven opinions about the right buttons for an Aran sweater. I can give opinions to an indecisive shopper, between mauve and grape.

Continues on Page 2

Upcoming Classes

Continued from Page 1


Textured patterns force you to pay attention and count. But if you recognize the pattern and feel the fabric as you knit, you can actually discover dropped stitches and other mistakes faster than you would in a desert of plain stockinette stitches!

This class is designed for recent graduates of Knitting Basics class who would like to continue onto another challenging project. Steven will go over with you the following topics while making this elegant hat from Fall 07 issue of Knitty: Gauge,

knitting with DPNs, reading charts, and different increases and decreases.

Socks on DPNs

Fri, Nov 21, 10 am – 3 pm, \$35+tax & supplies

 This class is great for knitters who just completed the “Knitting Basics” classes to move forward!

Learn all about socks: their construction, techniques for knitting in the round on double pointed needles, how to work a heel, and how to graft the toe. Join Melanie for this all-day workshop. She will walk

Continues on Page 3

The Good Place

Continued from Page 1

Knitting doesn't take me away. It brings me here, it steadies me, it gives me room for thinking, and for not thinking. It gives me solitude and conversations. It lets me teach, and lets me learn.

A friend who is reviving her knitting skills after a thirty-year hiatus, has been in to the shop about five times this week, determined to get it right, to knit garter stitch perfectly back and forth. She wasn't discouraged even when she'd mistakenly gotten it all going in the round, and showed up with a five-inch neck warmer, fit for a hedgehog. Rip, and restart. The baby arriving in January will be swaddled in a *perfect* purple sweater, even if it takes until January to produce it. I love her determination and good cheer, and would not have run into her, and rejoined her life story, if she had not dropped into Hickory's good place.

Lynda Bogel now pauses occasionally from her knitting to write a column here and a blog in cyberspace, as she tries to make some sense of this enthusiasm: <http://gauging.blogspot.com/>



Karma Chill-Chaser

By Hickory O'Brien Lee & Suze Eshleman

A slouched and cozy cylinder for your neck -- knit in the round in a spiral rib pattern

Yarn

2 balls **Karma** by S. Charles (63% wool, 27% angora, 10% nylon) 119 yd (110 m) / 50 grams

Needles

16" circular US 10.5 (6.5 mm) and 1 straight US 11 (7 mm)

Gauge:

14 sts and 19 rows = 4" in stockinette on US 10.5 (6.5mm) needles

16 sts and 20 rows = 4" in Spiral Rib Pattern on US 10.5 (6.5mm) needles

Finished Size

Approx 24" diameter stretched, 20" diameter relaxed, with a recommended length of 10-12" for best slouch while still reaching “nose coverage” length in severe weather.

Notes

For a smaller diameter, decrease total number of stitches in increments of 4.

Switch to 16" circular #10 needles for the last 2" for a tighter fit over the nose.

Spiral Rib pattern (K=Knit P=Purl)

Rounds 1 to 4: *K2, P2; repeat from * to end of round.

Rounds 5 to 8: P1, *K2, P2; repeat from * ending round with K2, P1.



Rounds 9 to 12: *P2, K2; repeat from * to end of round.

Rounds 13 to 16: K1, *P2, K2; repeat from * ending round with P2, K1.

Directions

Measure 2 yards for long tail cast-on. With larger needle, loosely cast on 100 stitches. With circular needle, begin Spiral

Rib Pattern. At the end of Round 1, place a marker and join to work in the round – continuing with Round 2.

You may want to determine your preferred length by trying it on as you go. In this case, transfer stitches temporarily to a longer circular needle (same size diameter or smaller).

Complete to desired length (ours is 11"), ending with a completed round 4, 8, 12, or 16. Save about 2 yards for loosely binding off, following rib pattern of final round.

Weave in yarn ends. Tip: weave in bottom tail matching the cast-on pattern, stitching left to right in a counter-clockwise motion. Move one stitch to the right each time, reinforcing the cast-on edge about 5 times, then weave an inch of tail upward and snip off end. This creates a nearly invisible join.

Suze is a frequent visitor at Knitting Etc, where she generously shares her wealth of knitting and design expertise.

The sample is on display at Knitting Etc. You'll have to ask Ashlee nicely if you'd like her to model it for you....



Happy Hour & Sale

Knitting Etc. hosts a Happy Stitching Hour on the **first Friday afternoon of every month**. Come to the next Happy Hours on

Friday, November 7, 5 to 7 pm

Friday, December 5, 5 to 7 pm

We'll chat, knit, crochet, gossip, and wind down after a long work week. Join us for this social knitting time, meet new friends, re-connect with others, and just hang out. We will not be offering any knitting instruction or help, just a knitting visit.... The event is free. First come first serve. We have seats for approximately 15 people. Bring a snack or drinks to share!

All day on the first Friday of every month, we'll mark some goodies down 20% in the **Happy Hour Sale**. Details will be announced the weekend before the each month's sale on our web site.



Knitting Etc Holiday Hours

Knitting Etc will be closed on **November 27** (Thanksgiving Day), **December 25** (Christmas Day), and **January 1, 2009** (New Years Day).




Upcoming Classes

Continued from Page 2

you through all the steps by making a mini-sock so you will be ready to make your first real pair.

Christmas Stocking

Tue, Dec 2, 9, and 16, 6:30 – 8:30 pm, \$40 + tax & supplies

 Knit a Christmas stocking from Knitting Pure and Simple Easy Christmas

Stocking Pattern, and learn to embellish with duplicate stitch, loopy fur stitch, embroidery, stripes, snowflake motifs.... Whatever your ideas are, Ashlee can help you



make a very special stocking for a very special person.

Beaded Circulate

Sun, Dec 14, 12 – 5 pm, \$35 + tax & supplies


 Laura Nelkin's patterns are definitely favorites around here! This is a beaded lace faux Möbius scarf. In one afternoon you'll learn all the techniques used to make *Circulate* by working up a mini version you can wear as a bracelet. There will still be plenty of yarn in your skein for the real thing as well. Techniques include bead placement, garter st



lace, reading charts, attached beaded i-cord edging, and grafting. The lovely model at the store is made with Schaefer Heather. Come try it on!

Guided Projects

Every Thursday through Dec 18, 7 – 9 pm, \$50 + tax & materials for any 5 nights

 Are you ready to take on an exciting and challenging project? Do you need guidance on a project that you've been stuck on forever?

The Guided Projects class is for more experienced knitters who will work on independent projects. Hickory and her guest instructors will help you select an interesting project appropriate for your skill level, identify and fix your mistakes, and learn new techniques.



Et Cetera

Submission Guidelines

We accept submissions of patterns or writings on knitting-related topics for our newsletter. If we use your work, you will have your fame and receive a \$50 gift certificate!

1. It must be your original design or writing that has not been accepted for publication elsewhere.
2. By making your submission, you give Knitting Etc permissions to publish your work and distribute it in our newsletter and on our web site.
3. Please include a couple of sentences about yourself to be published with your pattern or writing.
4. E-mail all submissions in plain text or Microsoft Word format to: **submissions@knittingetcithaca.com**.
5. Pattern Submissions: Please specify the yarn used and gauge with color photographs of the finished product.

Copyrights and Reprints

Copyright © 2008 Knitting Etc. Permissions are given to reprint this newsletter in its entirety. E-mail **hickory@knittingetcithaca.com** for republications of articles.